

# CDD15

## High-Output Coaxial Differential Dispersion System

### Features

- High-output, CDD<sup>™</sup> passive two-way system
- Coaxial Differential Dispersion<sup>™</sup> technology
- Elegant UPM Formi composite enclosure
- User-rotatable coaxial drive unit
- Vertical and horizontal mounting options
- Screw-free perforated steel grille
- 8Ω nominal impedance
- Integral inserts for eyebolt suspension
- Black or white standard colour options

### Applications

- Live music clubs and bars
- Nightclubs
- Bars and restaurants
- Museums and AV spaces
- Convention centres
- Hotels
- Retail outlets
- Leisure centres
- Houses of Worship

Ideal for medium-to-large rooms, the CDD15 is a very high-power, passive two-way system designed for installations that demand the ultimate in sonic performance from a single enclosure. It combines very high output capability with exceptional fidelity and coverage consistency. Its coaxial drive unit comprises a powerful 15" (380mm)/3" (75mm) voice coil LF driver and a 1.4" (35mm) exit HF compression driver with a 3" (75mm) pure titanium diaphragm.

The Coaxial Differential Dispersion technology employed in the CDD15 delivers more consistent audience coverage than systems with fixed X° x Y° coverage patterns — projecting relatively more output to the rear of the audience, while having wide horizontal coverage close-up. Its innovative CDD driver achieves 'point source' summation of the LF and HF sections — eliminating off-axis variations in frequency response associated with non-coaxial designs. Improving on conventional coaxial designs, which can suffer from high-frequency beaming, the driver features a static waveguide that merges seamlessly with the unique cone shape — maintaining the dispersion pattern out to very high frequencies.



The visually-distinctive composite enclosure can be used in either horizontal (landscape) or vertical (portrait) orientation, with rotation of the driver easily accomplished by removing the screw-free, protective grille. The CDD15 can be suspended by eyebolts or by means of an optional horizontal yoke.

Finished in black (RAL9005) or white (RAL9016) as standard, the CDD15 can be supplied in any RAL colour to order.

A full-range, passive two-way system, the CDD15 should be used with a compatible controller with appropriate limiter settings to provide system protection. The EQ and limiter functions of a controller such as the Martin Audio DX0.5, DX1.5 or DX2, or a Martin Audio amplifier with onboard DSP will maximise its capabilities. When used with a CSX subwoofer, crossover and EQ functions can either be performed by the DX0.5, DX1.5 and DX2 system controllers, or by an MA Series amplifier with onboard DSP option.

# CDD15

## High-Output Coaxial Differential Dispersion System



### Technical Specifications

#### Acoustical

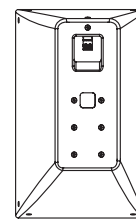
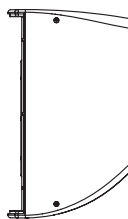
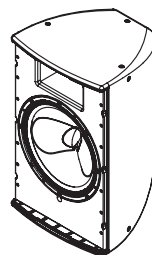
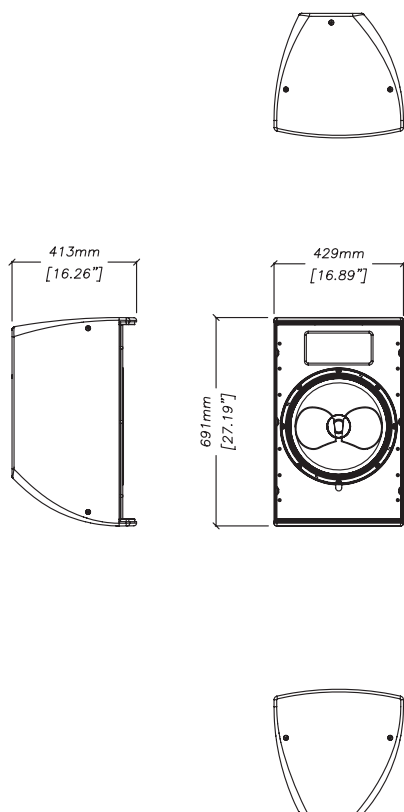
TYPE	High-output, Coaxial Differential Dispersion passive two-way system
FREQUENCY RESPONSE (5)	55Hz-18kHz $\pm$ 3dB, -10dB @ 45Hz
DRIVER	LF: 15" (380mm)/3" (75mm) voice coil, long excursion, shared ferrite motor system with HF HF: 1.4" (36mm) exit/3" (75mm) voice coil, titanium dome compression driver
RATED POWER (2)	400W AES, 1600W peak
RECOMMENDED AMPLIFIER	MA3.0, MA5.2K
SENSITIVITY (8)	100dB
MAXIMUM SPL (9)	126dB continuous, 132dB peak
NOMINAL IMPEDANCE	8 ohms
DISPERSION (-6dB)	100°-60° horizontal, 60° vertical (user-rotatable)
CROSSOVER	1.6kHz passive
ENCLOSURE	68 litre, composite material
FINISH	Black or white textured paint
PROTECTIVE GRILLE	Black or white perforated steel with scrim cloth backing
CONNECTORS	Low profile 20A push-lock
PIN CONNECTIONS	Left to right: Input+, Input -, Link -, Link+
FITTINGS	10 x M8 fly points
DIMENSIONS	(W) 429mm x (H) 691mm x (D) 413mm (W) 16.9ins x (H) 27.2ins x (D) 16.3ins
WEIGHT	27.7kg (61lbs)
ACCESSORIES	CDDY15B yoke assembly black CDDY15W yoke assembly white

#### Notes

- (1) Measured on-axis in half (2pi) space at 2 metres, then referred to 1 metre.
- (2) AES Standard ANSI S4.26-1984.
- (3) Measured in half (2pi) space at 2 metres with 1 watt input, using band limited pink noise, then referred to 1 metre.
- (4) Measured in half (2pi) space at 2 metres using band limited pink noise, then referred to 1 metre.
- (5) Measured on-axis in open (4pi) space at 2 metres, then referred to 1 metre.
- (6) Measured in open (4pi) space at 2 metres with 1 watt input, using band limited pink noise, then referred to 1 metre.
- (7) Measured in open (4pi) space at 2 metres using band limited pink noise, then referred to 1 metre.
- (8) Measured in open (4pi) space at 2 metres with 2.83V input, using band limited pink noise, then referred to 1 metre.
- (9) Calculated at 1 metre.
- (10) Measured in half (2pi) space at 2 metres with 2.83V input, using band limited pink noise, then referred to 1 metre.

#### Trade Descriptions Act

Due to Martin Audio's policy of continuing improvement, we reserve the right to alter these specifications without prior notice. Martin Audio is committed to refining state of the art sound reinforcement, combining in-depth product and field applications research with advanced manufacturing techniques. Every Martin Audio product is built to the highest manufacturing standards and rigorously tested to ensure that it meets the performance criteria specified in the design.



CDD15