

A15 FOCUS MEDIUM THROW LINE SOURCE



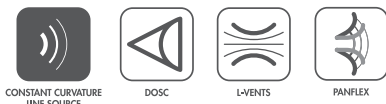
A15 Focus is a medium throw loudspeaker designed for production applications. Part of the multifunctional A15 family, the passive 15" enclosure offers exceptional deployment flexibility and simplicity without compromising performance.

With a tightly-controlled 10° enclosure coverage, A15 Focus boasts an impressive output of 144 dB and ensures projection up to 45 m. Panflex allows users to adapt the directivity to the audience geometry and ensure exceptional frequency response stability.

Combinations of A15 Focus and A15 Wide can be flown or stacked to form a vertical line source. A15 Focus can also be used individually as a configurable directivity point source for front fill or delay applications where a narrow coverage is required.

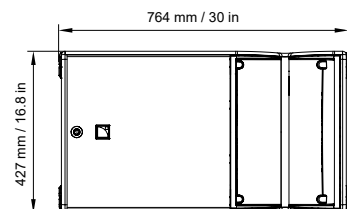
A15 Focus provides the low frequency contour of a large concert system and KS21 subwoofer further reinforces the contour and extends the bandwidth to 29 Hz.

A15 Focus is a highly scalable solution that delivers concert level performance for small to large events or supplements a larger L-Acoustics solution for the world's biggest stages.

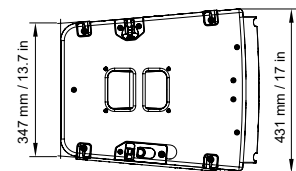


SPECIFICATIONS

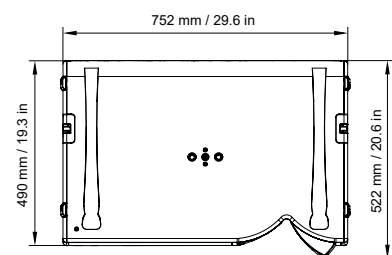
Description	2-way passive constant curvature WST 10°, amplified by LA4X / LA8 / LA12X
Usable bandwidth (-10 dB)	41 Hz - 20 kHz ([A15])
Maximum SPL¹	144 dB ([A15])
Nominal directivity	Enclosure: 10° Panflex: 70°/110° symmetric or 90° asymmetric
Transducers	LF: 1 × 15" neodymium cone driver HF: 1 × 3" diaphragm neodymium compression driver
Acoustical load	LF: Bass-reflex, L-Vents HF: DOSC waveguide, Panflex
Nominal impedance	8 Ω
Connectors	IN: 1 × 4-point speakON LINK: 1 × 4-point speakON
Rigging and handling	Flush-fitting two-point rigging system 2 handles, 8 corner stops and 2 ground runners
Safety	1 DIN580-compatible M8 insert
Weight (net)	35 kg/77 lb
Cabinet	Premium grade Baltic beech and birch plywood
Front	Coated steel grill Acoustically neutral 3D fabric
Rigging components	High grade steel with anti-corrosion coating
Finish	Dark grey brown Pantone 426 C
IP	IP55



Front



Side



Top

1- Peak level at 1 m under free field conditions using pink noise with crest factor 4 (preset specified in brackets).

A15 WIDE MEDIUM THROW LINE SOURCE



A15 Wide is a medium throw loudspeaker designed for production applications. Part of the multifunctional A15 family, the passive 15" enclosure offers exceptional deployment flexibility and simplicity without compromising performance.

The 30° enclosure of A15 Wide enables a compact array to provide expansive coverage while preserving sightlines. Panflex allows users to adapt the directivity to the audience geometry and ensure exceptional frequency response stability.

Combinations of A15 Wide and A15 Focus can be flown or stacked to form a vertical line source. A15 Wide deploys radially to offer broad horizontal coverage, particularly suited for infill and side-fill applications on large stages. A15 Wide can also be used individually as a configurable directivity point source for delays and pole-mounted applications.

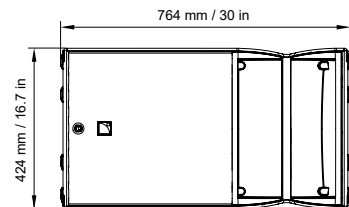
A15 Wide provides the low frequency contour of a large concert system and KS21 subwoofer further reinforces the contour and extends the bandwidth to 29 Hz.

A15 Wide is a highly scalable solution that delivers concert level performance for small to large events or supplements a larger L-Acoustics solution for the world's biggest stages.

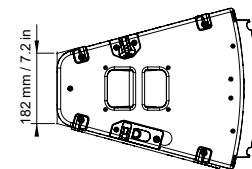


SPECIFICATIONS

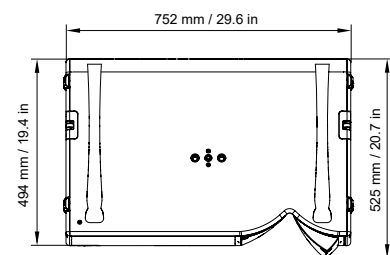
Description	2-way passive constant curvature WST 30°, amplified by LA4X / LA8 / LA12X
Usable bandwidth (-10 dB)	42 Hz - 20 kHz ([A15])
Maximum SPL¹	141 dB ([A15])
Nominal directivity	Enclosure: 30° Panflex: 70°/110° symmetric or 90° asymmetric
Transducers	LF: 1 × 15" neodymium cone driver HF: 1 × 3" diaphragm neodymium compression driver
Acoustical load	LF: Bass-reflex, L-Vents HF: DOSC waveguide, Panflex
Nominal impedance	8 Ω
Connectors	IN: 1 × 4-point speakON LINK: 1 × 4-point speakON
Rigging and handling	Flush-fitting two-point rigging system 2 handles, 8 corner stops and 2 ground runners
Safety	1 DIN580-compatible M8 insert
Weight (net)	33 kg/73 lb
Cabinet	Premium grade Baltic beech and birch plywood
Front	Coated steel grill Acoustically neutral 3D fabric
Rigging components	High grade steel with anti-corrosion coating
Finish	Dark grey brown Pantone 426 C
IP	IP55



Front



Side



Top

¹ - Peak level at 1 m under free field conditions using pink noise with crest factor 4 (preset specified in brackets).